



0325CH13



Flowers of Different Colours


Have you been to a park?

What coloured flowers did you see?

Were most of the flowers yellow in colour?

Look at the different flowers in the picture. Complete the table:

Colour of flowers	Number of flowers
Blue	
Red	
Orange	
Purple	



Draw the right flower. Write how many there are.

a) _____ are the most in number. How many? _____.

b) _____ are the least in number. How many? _____.

c) _____ are more than _____

d) _____ are more than _____




What do We See on the Road?

Look at the traffic scene in the picture and fill in the table.



This chapter is an early introduction to data handling, an important area of mathematics. By the end of primary school, children need to be able to collect and record data, to present it in the form of bar charts and tables, to recognise patterns in the data and to draw inferences. Teachers can take several interesting and even funny examples from children's own experiences. Pictures given here could also be used for different classification exercises, such as the number of petals of flowers.



Way of Travel	How many
Walking (people)	
Bicycles	
Scooters	

Answer the following questions.

- In the picture which way of travel do you see the most?

- Which way of travel (vehicle) do you see the least? _____
- The number of people walking is more than the number of _____
- The number of buses is less than the number of _____



How Many Times do You Get 6?

Have you played any games with dice?







How many dots are there on the different faces of a die?



- * Throw a die.
- * Look at the number of dots you get on the face of your die.
- * For each throw draw a mark / in front of that number in the table.
- * Throw the die 30 times and mark in the table each time.



For example, Rabia threw her die 30 times. She got  five times. In her table she marked:  |/////

Now fill in the table:

Face of the die	Number of times (/ for each throw)
	
	
	
	
	
	



- a) Which face of the die did you get the most number of times?

- b) How many times did  come up? _____ times
- c)  came up more number of times than
- d) Compare your table with that of the student sitting next to you. Do you find any difference in the two tables?

Find out from People Around You

1. Talk to people around you about their favourite sweets.

Fill in the table:

Favourite sweet	Number of people
Jalebi	




From the above table answer the following:

- a) Most favourite sweet _____
- b) Least favourite sweet _____
- c) _____ is liked more than _____
(Name of the sweet) (Name of the sweet)
- d) _____ is liked more than _____
- e) _____ is liked more than _____
- f) _____ is liked more than _____



2. Ask your friends about the number of people living in their homes. Fill in the table.

Should I make a smart chart about smart horses living together?



Number of people living together	How many families
1 alone	
2 people	
3 people	
4 people	
5 people	
6 people	
7 people	
8 people	
.....	

- a) Most families have _____ people living in their homes.
 b) The smallest number of people living in a home is _____
 c) The number of families having 4 people is _____



3. What have your classmates brought for lunch today? Find out and note down.

Food item	Number of students

a) Food item brought for lunch by the biggest number of students _____

b) Food item brought by the smallest number of students _____



Getting Smart with Charts


Attendance Board			
Date 8/2/2007			
Class	Number of students	Students present	Students absent
Class I	27	25	2
Class II	23	22	1
Class III	24	21	3
Class IV	22	18	4
Class V	25	23	2
Total			



This board shows the number of students in each class. It also shows the number of students present and absent.

- * How many children in all are there in the school? _____
- * How many children in all are absent on that day? _____

Absent Students' Chart



Class	Absent students
Class I	☹ ☹
Class II	☹
Class III	☹ ☹ ☹
Class IV	☹ ☹ ☹ ☹
Class V	

This is a chart to show the number of absent students. Each absent student is shown by ☹ .

- * In the chart show the absent students of Class V.

Now look at the chart and fill in the blanks:

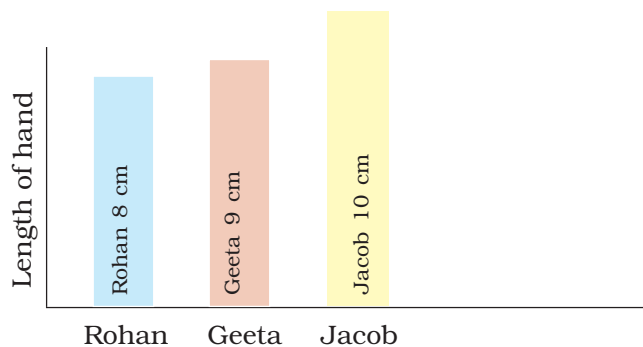
- The class with the highest number of absent students is _____.
- The class with the least number of absent students is _____.
- The class with 3 students absent is _____.
- The number of students absent in Class IV and Class V are _____ and _____.

How Long is Your Hand?

- * Make a group of 4 friends.
- * Cut strips from waste paper. The strips should be of the same width.
- * Measure the length of each student's hand with the paper strip. Cut the strip and write the name of the student.




Rohan, Jacob and Geeta also measured their hands. They stuck their strips as shown.



Look at the picture and fill in the blanks:

- The length of Jacob's hand is _____ (more/less) than Geeta's hand.
- The length of Geeta's hand is _____ (more/less) than Rohan's hand.
- _____ has the longest hand.
- _____ has the shortest hand.

In the chart below stick the strips of all the friends in your group. Keep some space between the strips.



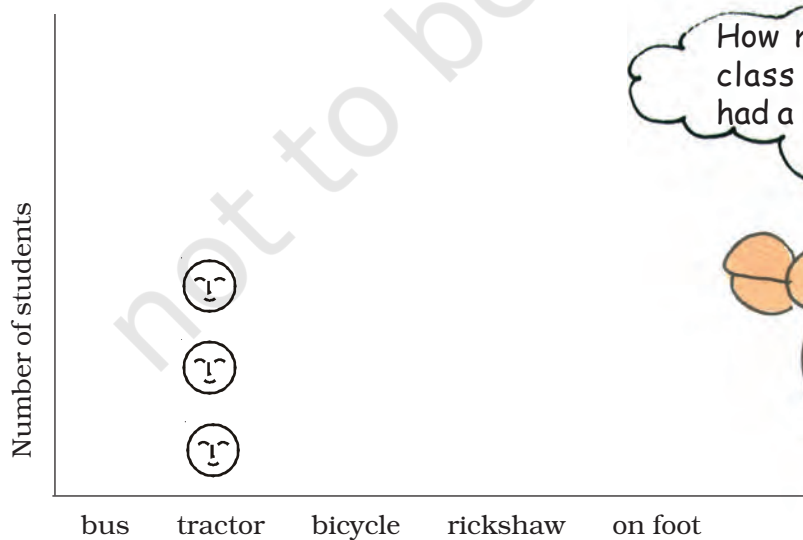
Children coming to School



Look at the picture and fill in the table.

Way of coming	Tractor				
Number of students	3				

3 students are coming by a tractor. We write 3 in the table. We also draw 3 faces on top of 'tractor' in the chart. Draw faces in the chart to show how many children come by bus, bicycle, etc.



How many in your class have never had a ride on me?



Fill in the blanks:

- The most students come to school by _____.
- The number of students walking to school is _____ (more/less) than the students coming on bicycle.
- The least students come to school by _____.

So, isn't this a smart chart! By simply looking at it we can know so much. Let us make more such charts.



Practice Time

Make your own smart charts about things around you.

Like —

- * Which bird has the most colours?



- * Which is the animal which is liked most as a pet?

A Vegetable You do not Like!

Which vegetable is most disliked? Ask your friends and complete the table.

Vegetable disliked	Number of students
_____	_____
_____	_____
_____	_____
_____	_____
_____	_____
_____	_____



Use this table to draw faces in the chart below. Draw ☹️ for each child on top of the vegetable disliked.

- * The most disliked vegetable is _____.
- * The vegetable disliked by very few children is _____.

