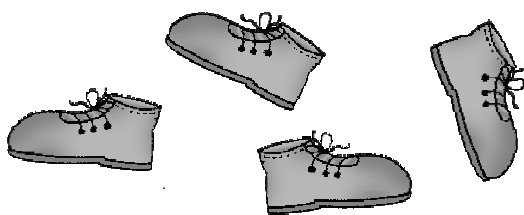

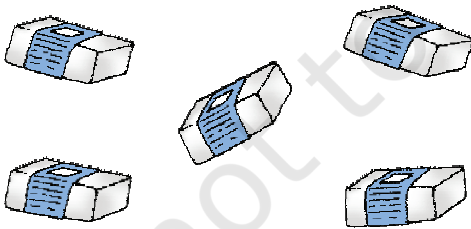
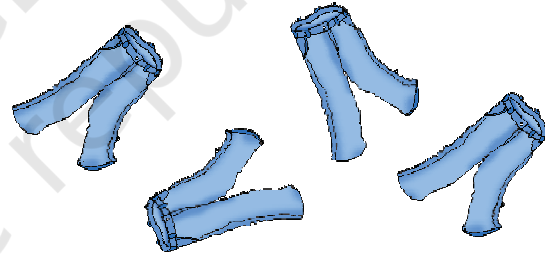
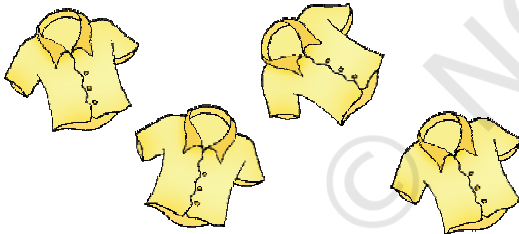





एक से नौ तक की संख्याएँ

उतने ही जितने कि



0120CH02




शिक्षकों के लिए

संख्याओं की समझ के लिए पृष्ठ 138 पर जाएँ।





गिनना



एक एक एक
छोटा बच्चा एक
खा रहा है सेब।

दो दो दो
छोटे बच्चे दो
पहुँचे चिड़ियाघर को।




तीन तीन तीन
नन्हे तोते तीन
उड़कर गए चीन।

चार चार चार
छोटे पिल्ले चार
खाएँ अपना आहार।




पाँच पाँच पाँच
मधुमक्खियाँ पाँच
छत्ते के पास रही हैं नाच।




छः छः छः
सुनीता के पास कीलें छः
ठोक रही है ठक ठक ठक।



सात सात सात
छोटे बौने सात
जाते साथ-साथ।



आठ आठ आठ
मोटे चूहे आठ
भगाएँ बिल्ली साथ साथ।

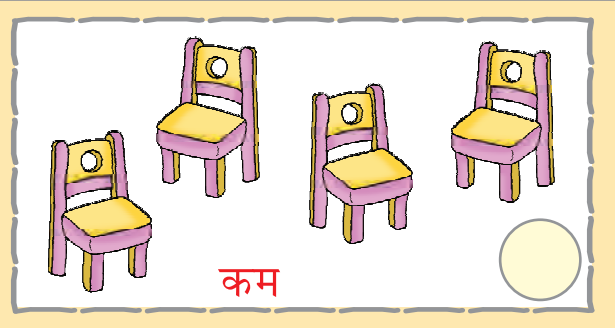


नौ नौ नौ
लाल चींटियाँ नौ
खाना रही हैं ढो।





अधिक या कम

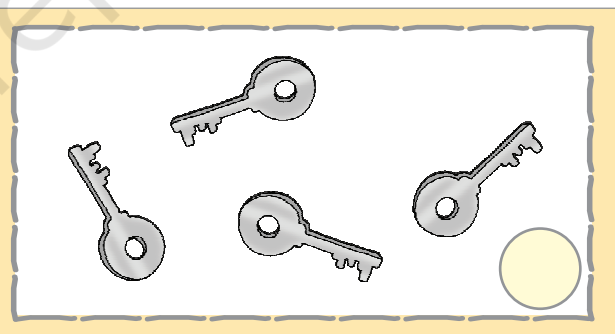
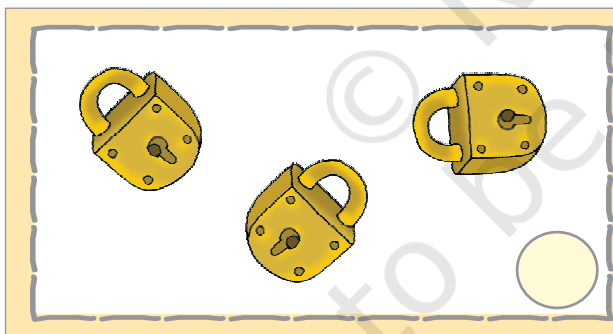
अधिक पर (✓) निशान लगाइए।



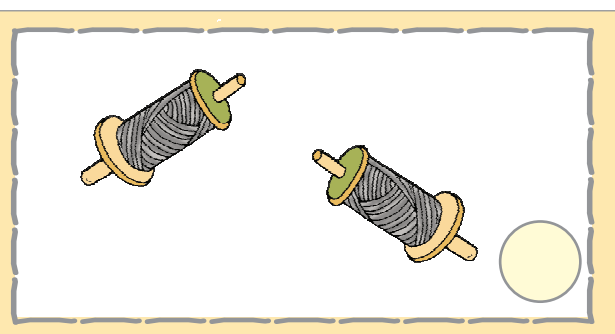
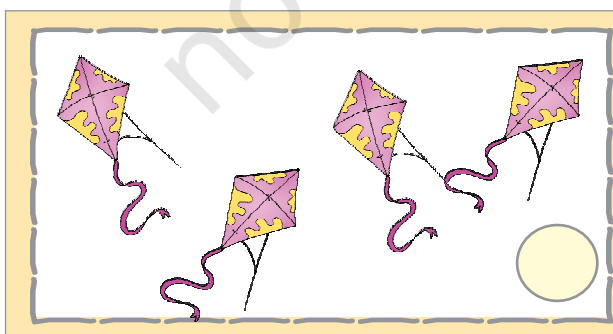
अधिक पर (✓) निशान लगाइए।



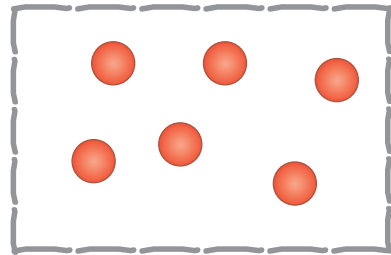
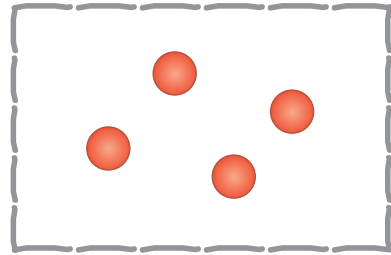
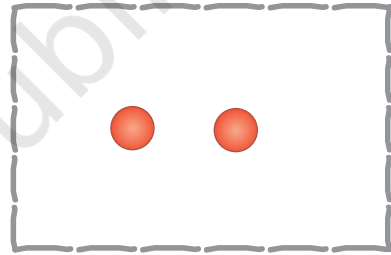
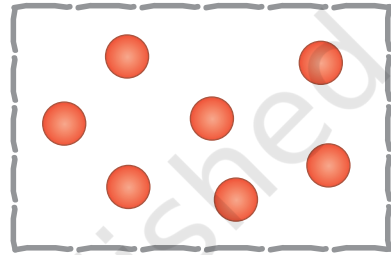
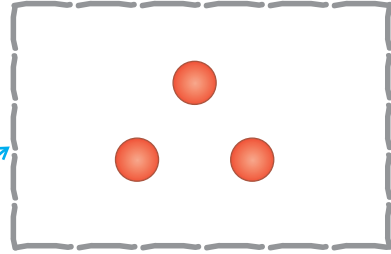

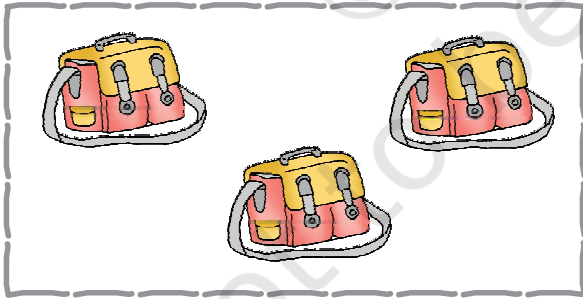
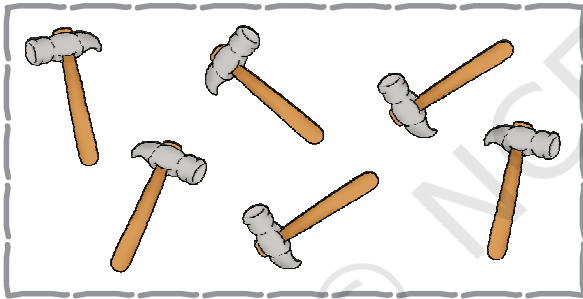


कम पर (✓) निशान लगाइए।



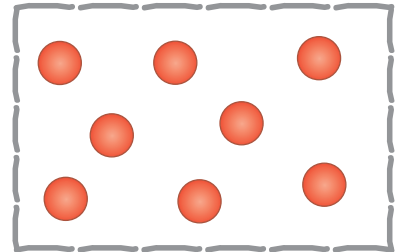
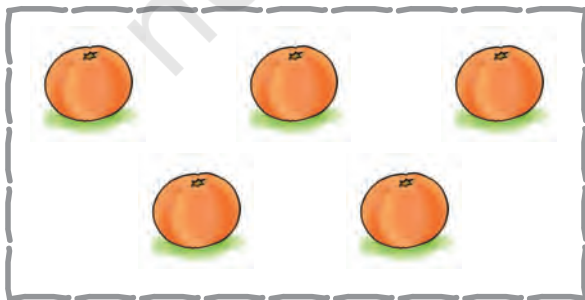
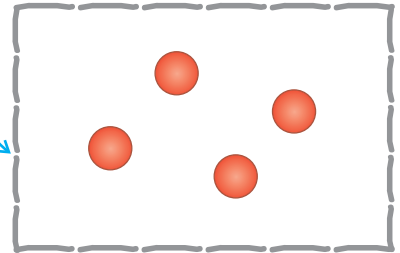

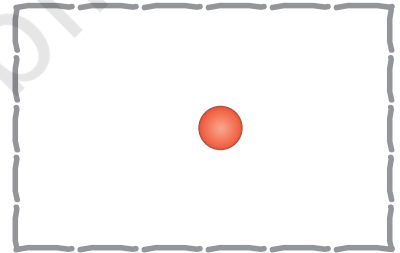
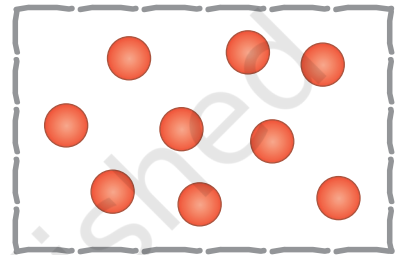

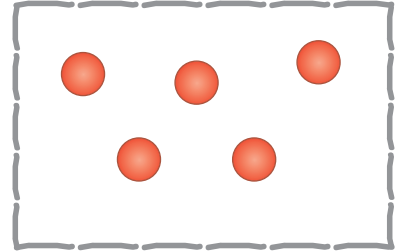

कम पर (✓) निशान लगाइए।



गिनिए और मिलाइए




गिनिए और मिलाइए



एक



एक



| | | | | | | |
|-------|--|--|--|--|--|--|
| | | | | | | |
| | | | | | | |







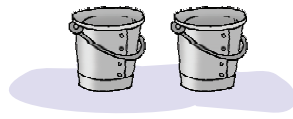

दो



2
दो




2




| | | | | | | |
|---|--|--|--|--|--|--|
| 2 | | | | | | |
| | | | | | | |

तीन



3

तीन



3



| | | | | | | |
|---|--|--|--|--|--|--|
| 3 | | | | | | |
| | | | | | | |









चार



4
चार



4





| | | | | | | |
|--|--|--|--|--|--|--|
| | | | | | | |
| | | | | | | |



5

पाँच



5

5






5

| | | | | | | |
|---|--|--|--|--|--|--|
| 5 | | | | | | |
| | | | | | | |





गिणिए और मिलाइए।



4

3


2

1


5

समूह बनाइए।


4 बोतल




3 पेड़



2 ड्रम




5 लालटेन






किन्हीं 5 गुब्बारों में रंग भरिए।




किन्हीं 4 फूलों में रंग भरिए।



किन्हीं 2 पेड़ों में रंग भरिए।



किन्हीं 3 नावों में रंग भरिए।




छः



6

छः




6




| | | | | | | |
|---|--|--|--|--|--|--|
| 6 | | | | | | |
| | | | | | | |




सात



7
सात



7



7



7

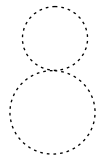
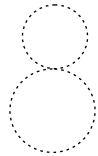


| | | | | | | |
|---|--|--|--|--|--|--|
| 7 | | | | | | |
| | | | | | | |



आठ



आठ



| | | | | | | |
|--|--|--|--|--|--|--|
| | | | | | | |
| | | | | | | |






नौ



9

नौ




9




| | | | | | | |
|--|--|--|--|--|--|--|
| | | | | | | |
| | | | | | | |

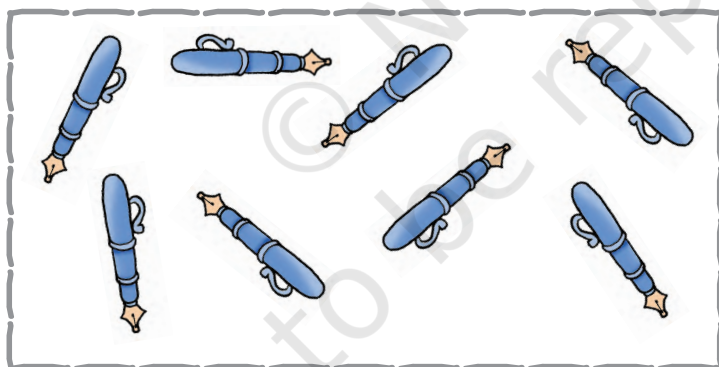
गिने और मिलाइए।




6



8



9




7






समूह बनाइए।


6 पत्तियाँ




7 गिलास






8 आलू



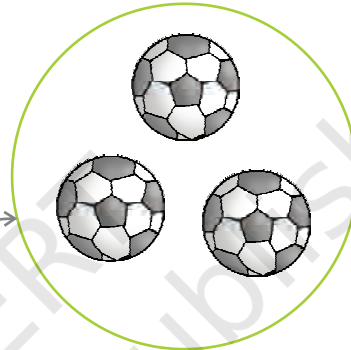

9 चींटियाँ



संख्याओं को चित्रों के साथ मिलाइए।



1

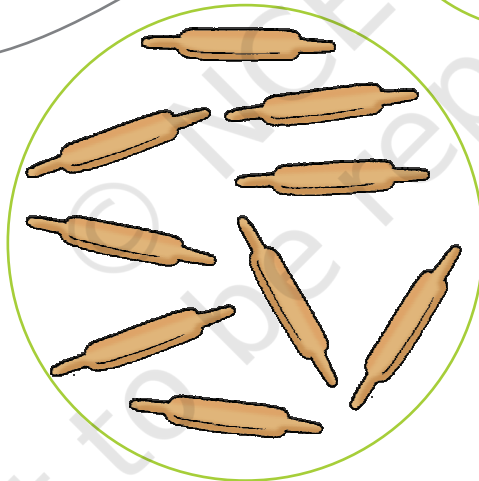


6

2

7

3




8

4

9

5

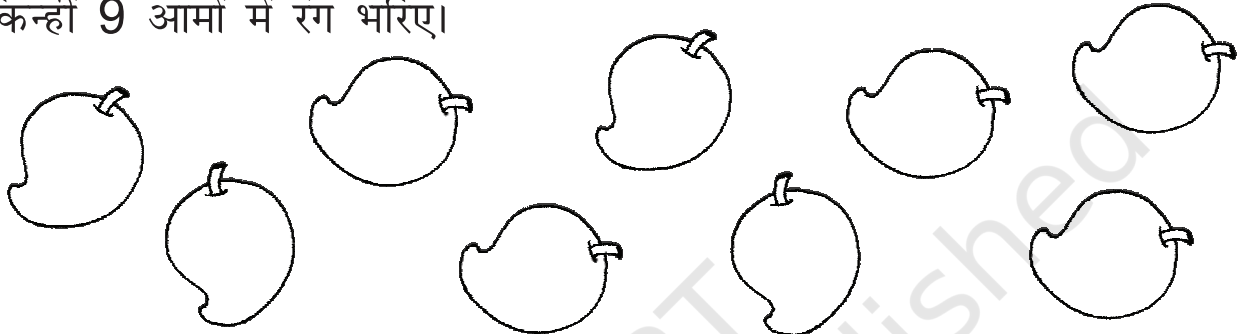





किन्हीं 6 चिड़ियों में रंग भरिए।




किन्हीं 9 आमों में रंग भरिए।




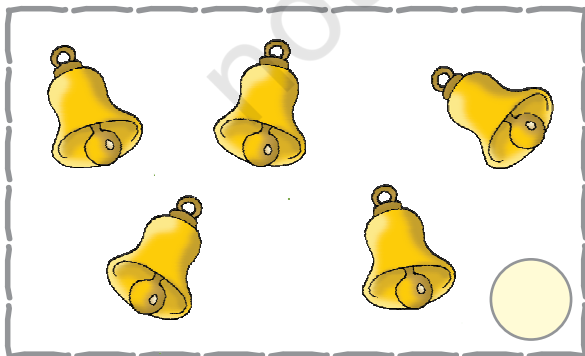


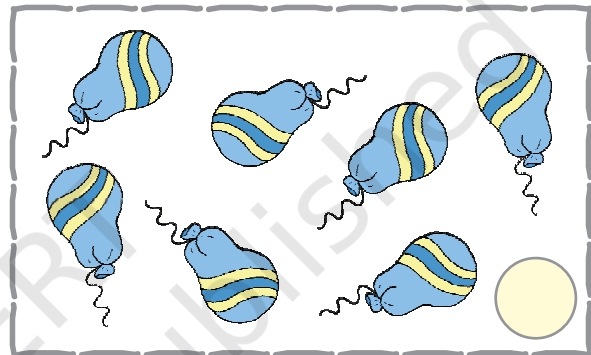



किसी 1 हाथी में रंग भरिए।



किन्हीं 7 ईंटों में रंग भरिए।




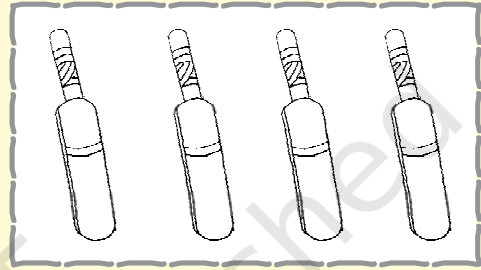
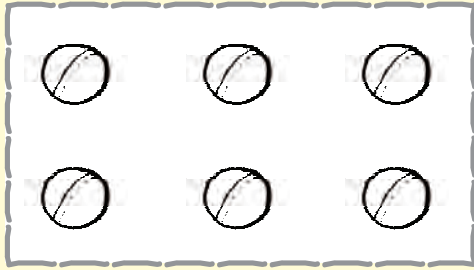




वस्तुओं के नाम बताइए और उनकी संख्याएँ गोले में लिखिए

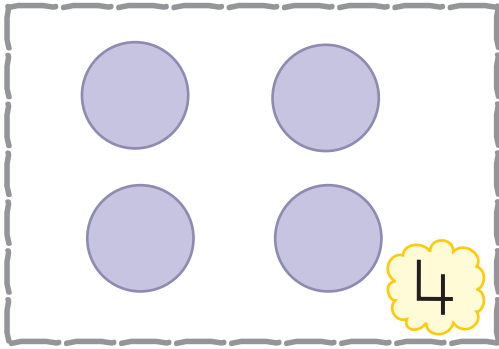




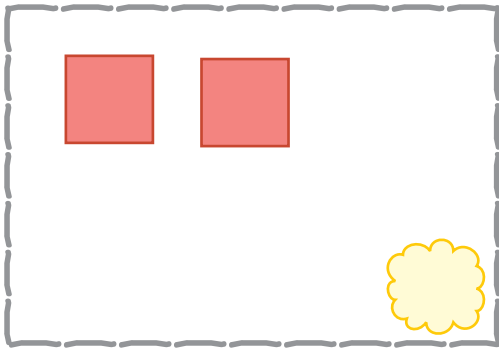
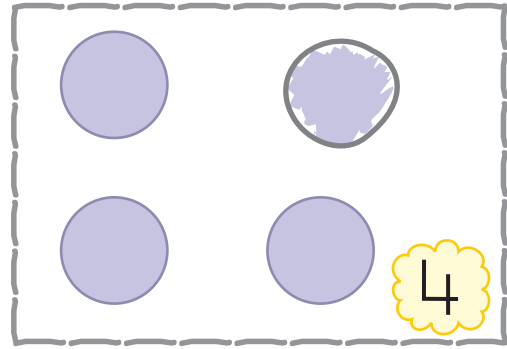
अधिक वस्तुओं वाले समूह में रंग भरिए।




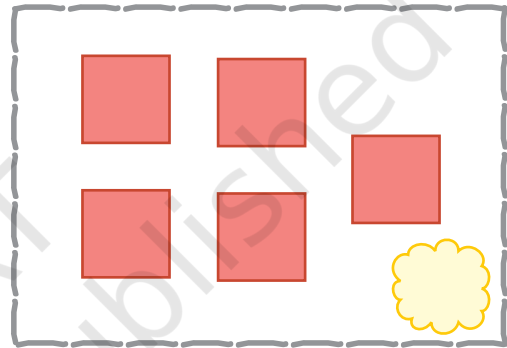
समूहों को बराबर बनाइए।




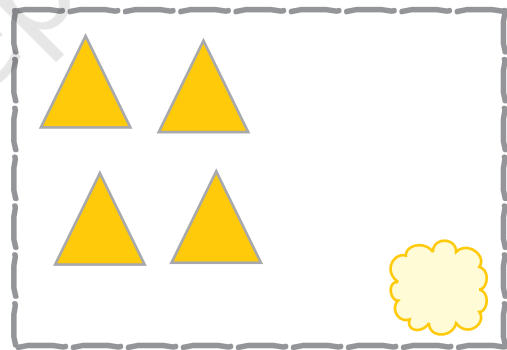
=




=



=



=






क्रम से मिलाइए।



छूटी हुई संख्याएँ लिखिए।




5 से पहले और बाद में क्या आता है?




6 से पहले क्या आता है?



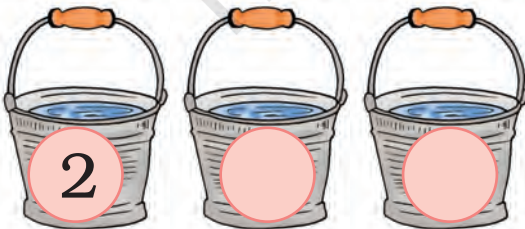
1 के बाद क्या आता है?




4 से पहले और बाद में क्या आता है?



अगली संख्याएँ क्या हैं?




अगली संख्याएँ क्या हैं?




शून्य


पाँच रसीले आम
टोकरी में रखे थे
माला ने खाया एक
कितने बच गए शेष?




चार रसीले आम
टोकरी में रखे थे
माला ने खाया एक
कितने बच गए शेष?



तीन रसीले आम
टोकरी में रखे थे
माला ने खाया एक
कितने बच गए शेष?




दो रसीले आम
टोकरी में रखे थे
माला ने खाया एक
कितने बच गए शेष?


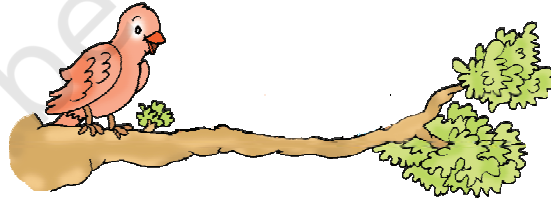





एक रसीला आम
टोकरी में रखा था
माला ने खाया एक
कितना बच गया शेष?

0
शून्य




पेड़ की शाखा पर बैठी हुई चिड़ियों को गिनिए और उनकी संख्या लिखिए।







पिंजरे में कितने चूहे हैं?




3 चूहे



चूहे




चूहा



चूहे


हाथ में कितने गुब्बारे हैं?



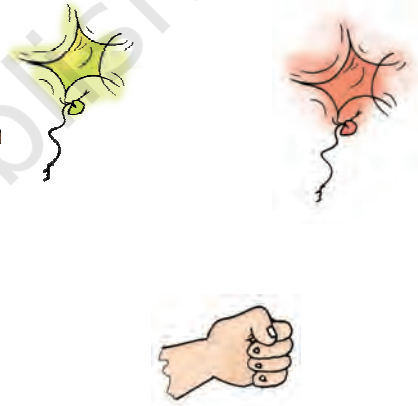
3 गुब्बारे



गुब्बारे



गुब्बारा



गुब्बारे

| | | | | | | |
|--|--|--|--|--|--|--|
| | | | | | | |
| | | | | | | |
| | | | | | | |